



GODFREY PHILLIPS  
— INDIA LIMITED —

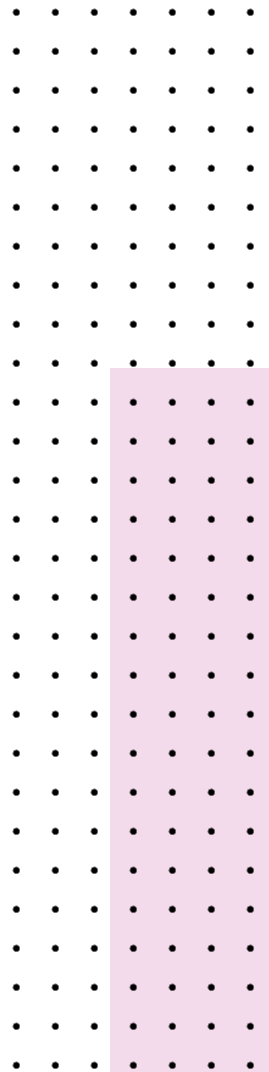
CSR REPORT

2023-24

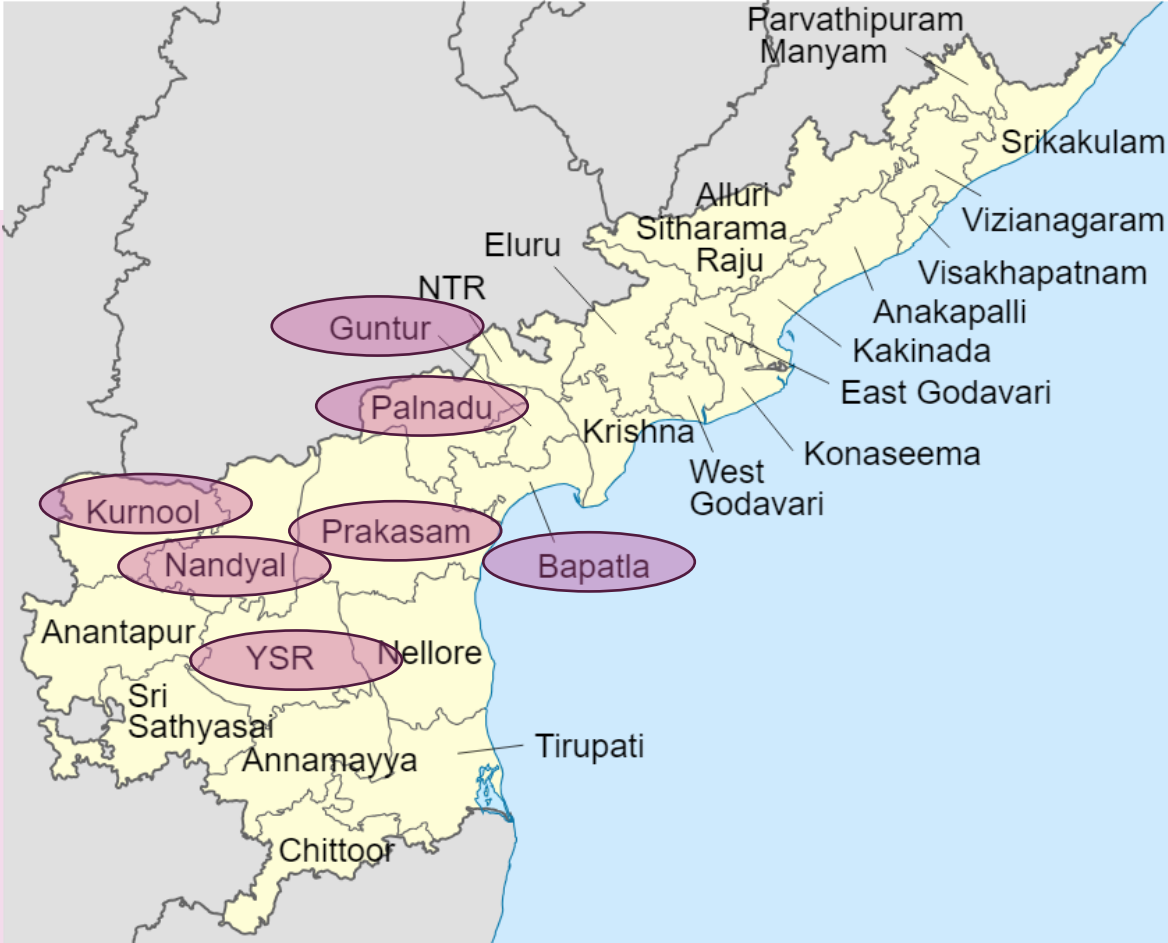


# CSR INTEGRATION WITH ESG AND SUSTAINABLE BUSINESS PRACTICES

- **IMPACTING THE MOST IMPORTANT STAKEHOLDER – THE FARMING COMMUNITY:**
  - Tobacco is a core component of our product.
  - Ensuring sustainable livelihoods for marginalized farmers communities through tobacco farming to uphold business sustainability.
- **SUSTAINABILITY & ESG INTEGRATION:**
  - Close alignment with social and environmental ESG targets.
  - Commitment to Sustainable Tobacco Production program encompassing environment, water, soil conservation, labour practices, access to safe drinking water, and health initiatives.



## AREAS OF OPERATION



- The tobacco farmers are a key stakeholder for GPIL. Their empowerment and upliftment is directly linked to the business.
- With learnings from our baseline study and recommendations from the Leaf Department, our CSR initiatives benefit farmers in Guntur, Prakasam, Bapatla, Kurnool, Palnadu, YSR, Kadapa and Nandyal districts of Andhra Pradesh.
- These are water stressed areas with a vulnerable farmer community.
- Leaf department is currently active in close to 800 villages now. Since 2016, CSR initiatives have impacted around 170 villages.

# ACTIVITIES UNDER CSR 2023 - 24



Access to safe drinking water with **9 new RO plants taking total to 63.**



Creating and maintaining **4 biodiversity parks and green cover** through **70,000 new plants** spread over **300+ acres.**



Health assessments and treatment through **6 new health camps.** **Total health camps till date 280.**




Right to education and **Child Labour awareness through 70 camps and 400+ scholarships.** **2500+ students impacted till date.**



Assessment of water conservation structures through volumetric analysis of **33 check dams.**



Safeguarding crops through **52 new community sheds, taking total sheds to 215.**



## IMPLEMENTATION PARTNERS:

- **EFFORT:** CSR Registration number: CSR00000628
- **SNIRD:** CSR Registration number: CSR00007511



# RO WATER PLANTS

- Linked to our ESG target of providing GPI farmers access to safe drinking water within 3 kms.
- New ROs installed in FY23-24: 9 (9 villages in 4 districts) | Total ROs: 63
- With borewell recharge
- Expected beneficiaries: 4440 | Total beneficiaries: 1 Lac+
- % of vulnerable beneficiaries: 67.11%

S.No	Village	Total HH	Population	Total number of beneficiaries
1	Yerrabalem	218	975	390
2	Singannapalem	537	2047	525
3	Udijerla	403	1654	300
4	Chandalur	1134	4869	650
5	N.B.Padu	715	3010	475
6	Pathamagalur	690	2766	550
7	Gurramvaripalem	290	1220	445
8	Pullimivaripalli	155	652	455
9	Gangadevipalli	806	3384	650
	Total	4948	20577	4440





# COMMUNITY SHEDS

- New sheds constructed in FY23-24: 52 | Cumulative figure: 215
- Total villages impacted through new sheds: 28
- Total beneficiaries FY 23-24: 265 farmers | Cumulative beneficiaries: ~1500
- Average no. of days of utilization: 120/ year (post harvest)
- Marginalized farmers lack storage facilities for their produce, leaving them vulnerable post-harvest.
- Unpredictable weather conditions pose significant risks to farmers' crops such as tobacco, chilly, cotton, and pulses.
- The sheds, measuring 180x18 feet, aim to provide storage and protection for farmers' produce, with costs shared by the farming community. Constructed on land allocated by gram panchayats.
- During non-harvest time, sheds are utilized for livestock as well.
- Use of concrete pillars and galvanized steel logs to reduce reliance on wood and reduce deforestation.
- Farmers contribute for tarps for covering the sheds.



Name of villages	No. of sheds
Kotha cheruvukommupalem	2
Reddy kothuru	3
Patha cheruvukommupalem	2
Cheekateegalapalem	3
Kummaripalem	1
Sivapuram	2
Kurichedu	3
Padamara Gangavaram	1
Chalivendram	5
Jarlapalem	1
T. Kopperapadu	1
Cheruvukommupalem	2
Naidupalem	1
Marella	1
Chintalapudi	2
NSP Agraharam	3
Peda Bommalapuram	1
Ganeswarapuram	1
Gangadevipalli	6
Rajampalli	1
Pothalapadu	2
Chapalamadugu	1
Thurupupalle	1
Malapatipalle	1
Kallur	1
Kothaluru	1
Narasimhanayunipalem	1
Chatragaddapadu	2



# COMMUNITY AWARENESS CAMPS

- For villages where new RO plants and community agri-sheds have been set up.
- Total camps in FY23-24: 9 | Cumulative awareness camps: ~75 engaging communities from 100+ villages
- Awareness programs helped participants better understand the purpose and goals of the initiative. This can lead to increased motivation and engagement in achieving the desired outcomes.
- Encouraged the community members to take ownership of the RO plants and agricultural sheds, fostering a sense of responsibility for their operation, maintenance, and sustainability.

S No	Name of village	Mandal	District
1	Chandaluru 2	J Pangulur	Bapatla
2	Yerrapalem	Donakonda	Prakasam
3	Udijarla	Ipuru	Palnadu
4	Singannapalem	Mundlamur	Bapatla
5	Gangadevipalli	Donakonda	Prakasam
6	Gurramvaripalem	Addanki	Bapatla
7	Pulivaripalem	Cheemakurthy	Prakasam
8	Pathamagulur	Santhamagulur	Bapatla
9	Nakkabokkalapadu	Ballikurava	Bapatla



# HEALTH CAMPS

- Total camps in FY23-24: 6 (6 villages in 2 districts) | Cumulative camps: 280
- Total beneficiaries of FY23-24: 770 | Cumulative beneficiaries: 50,000+
- Collaborations with a reputed hospital.
- Various communication channels such as mics, posters, and community announcements utilized to effectively disseminate information about the health camps.
- Organized consultation areas with designated medical specialties, ensuring each patient receives a thorough examination and diagnosis.
- Diagnostic tests such as blood pressure measurement, blood sugar testing, eye tests, and ECG.
- A well-organized pharmacy area for dispensing prescribed medications.
- Interactive sessions on health and hygiene practices, nutrition, family planning, and disease prevention.

Village Name	Beneficiaries
Botlapalem	162
Chandalur	159
Battavaripalle	106
Thamballapalle	107
Chinna Ummanapalle	117
Rachapudi	119
<b>Total beneficiaries</b>	<b>770</b>





# CHECK DAMS MEASUREMENT

- Initiative linked to our ESG initiative of water conservation.
- Total check dams assessed in FY23-24: 34
- Total storage capacity: 2,21,000 cubic metres
- No. of intended direct beneficiaries: 9,993 farmers
- Assessment undertaken during dry season. Next assessment will be undertaken during peak water stage.
- Assessment also revealed need for repair and upkeep which will be undertaken in the next financial year to ensure year on year benefits of the check-dams.



SN	Name of Village /Check dam	Mandal	District	Max. Storage in Cu.mt.
1	Abbayapalem CD	Darsi	Prakasam	13955.5
2	Bandiveligandla CD	Darsi	Prakasam	9415.8
3	Bandiveligandla CD	Darsi	Prakasam	15826
4	Basireddypalli CD 1	Darsi	Prakasam	745.4
5	Basireddypalli CD 2	Darsi	Prakasam	1458.3
6	Battavaripalli CD 2	Darsi	Prakasam	11416.9
7	Battavaripalli CD	Darsi	Prakasam	5468.9
8	Brahmanapalli CD 1	Vinukonda	Palnadu	2789.4
9	Brahmanapalli CD 2	Vinukonda	Palnadu	1614.3
10	Chatragaddapadu CD	Vinukonda	Palnadu	1951.2
11	Cheekateegalapalem CD1	Vinukonda	Palnadu	22471.9
12	Devanagaram CD	Giddalur	Prakasam	1042.9
13	Gangadonakonda CD 1	Donakonda	Prakasam	2893.4
14	Gangadonakonda CD 2	Donakonda	Prakasam	
15	Gangadevipalli CD	Donakonda	Prakasam	13114.0
16	Mareddypalli CD	Darsi	Prakasam	1503.1
17	Nallabothulapalem CD	Donakonda	Prakasam	1195.6
18	P Venkatapuram CD	Donakonda	Prakasam	921.8
19	Patha Cheruvukommupalem CD	Nuzendla	Palnadu	1450.9
20	Peda Gudipadu CD	Donakonda	Prakasam	2567.7
21	Pulimivaripalli CD	Donakonda	Prakasam	13256.2
22	Rajupalem CD	Markapuram	Prakasam	606.9
23	Reddy Kothuru	Nuzendla	Palnadu	3715.1
24	Reddypalem CD	Nuzendla	Palnadu	10640.5
25	Regadipalli CD	Konakanamitla	Prakasam	18434.3
26	Tamballapalli CD 1	Kalasapadu	YSR Kadapa	1897.4
27	Tamballapalli CD 2	Kalasapadu	YSR Kadapa	1129.3
28	Tummedalapadu CD	Donakonda	Prakasam	39226.5
29	Tummedalapadu CD	Donakonda	Prakasam	5264.4
30	Tummedalapadu CD	Donakonda	Prakasam	4412
31	Vagumadugu CD	Konakanamitla	Prakasam	6223.7
32	West Gangavaram CD 1	Kurichedu	Prakasam	2488.7
33	West Gangavaram CD 2	Kurichedu	Prakasam	1900.8
34	Cheekateegalapalem CD1	Vinukonda	Palnadu	22471.9
35	Badrupalem CD	Ipuru	Palnadu	Destroyed due to
36	Enugupalem CD	Vinukonda	Palnadu	natural calamities



# CHILD LABOUR AWARENESS

- **Total villages impacted in FY23-24: 70**
- **Camps:**
  - Engaging with local stakeholders & using culturally appropriate educational materials to reinforce awareness around child labour.
- Total unique attendees in camps in FY23-24: 2611
- **Rewards & Scholarships:**
  - Monetary rewards for school students with highest attendance.
  - Total students rewarded for high attendance: 350 (5 per school).
  - Additional incentive for students with best performance – 70 (one scholar per school.)
  - Till date, ~2500 students have received rewards and scholarships.
  - Impact: Awareness around attendance linked rewards was initiated in Q4. From July to December 2023, attendance was 88.54%, and it increased to 90.85% in March 2024.





# BIODIVERSITY PARKS

- Total parks maintained: 4
- Total trees: 9450
- Total acres: 24.25
- Local community employed for plantation and maintenance
- Revives native flora and fauna.
- VitamrajuPELLI will be handed over to the community in the next financial year.

Park name	Acreage	Total trees	Total species
Darsi	7.25	2077	25
Parchur	8	4761	31
Kurichedu	8	2498	30
VitamrajuPELLI	1	114	22
<b>Total</b>	<b>24.25</b>	<b>9450</b>	

Darsi



Kurichedu



VitamrajuPELLI



Parchur





# PLANTATION

- Plantation in a semi-arid common land of ~300 acres in Prakasam district of Andhra
- Panchayat approvals and community engagements assured through Grama Sabhas.
- Secured necessary permissions from Mandal Development Officer, Mandal Revenue Officer, Project Director of the District Water Management Agency and Divisional Forest Officer
- The project received formal authorization from the Tashlidar of Donakonda Mandal

## I N T E R V E N T I O N S

Sapling procurement and transportation	Pitting	Soil testing	Support sticks for saplings
Fencing	Trenching and bunding	Watering	Pest elimination
Fertilization	Stakeholder intervention	Agronomy experts & Regular monitoring	Guarding of site

Name of the Panchayat	Name of the Village	Gul mohar	Black Berry	Neem	Pongamia Pinato	Maddi	Badam	Tamrind	Total
P.Venkatapuram	P,Venkatapuram	2000	4900	2000	4600	2000	1000	0	16500
Vaddipadu	Kalavalapalle	2000	9300	9900	6300	4000	0	3000	34500
Sangapuram	Sangapuram	0	6000	6000	4000	0	1000	2000	19000
	TOTAL	4000	20200	17900	14900	6000	2000	5000	70000





GRAM SABHA



PITTING



INAUGURATION



PLANTATION





S U P P O R T   S T I C K S



P E S T   E L I M I N A T I O N



W A T E R I N G



R E G U L A R   M A I N T E N A N C E




## BUDGET

<b>Total CSR funds</b>	<b>INR 4,00,00,000</b>
<b>Total budget of EFFORT</b>	<b>INR 2,34,91,750</b>
<b>Total expenditure of EFFORT</b>	<b>INR 2,34,91,750</b>
<b>Total budget of SNIRD</b>	
• Plantation	INR 1,38,08,717
• Geotagging	INR 15,30,000
• Total expenditure of SNIRD	INR 1,32,28,717
• <b>Total CSR funds utilized</b>	<b>INR 3,67,20,467</b>

**Balance owing to:** Reduced cost of saplings and postponement of geotagging

Activity	Units	Expenditure
Biodiversity maintenance	4 parks, 24.5 acres, 9710 trees	INR 32,52,850
RO water plants	9	INR 51,30,000
Borewell recharge	9	INR 10,80,000
Community sheds	52	INR 83,20,000
Scholarships and child labour camps	70 villages	INR 13,72,000
Health camps	6 camps, 770 beneficiaries	INR 4,80,000
Check dams assessment	35	INR 5,76,900
Community awareness programs	34 villages	INR 3,28,000
Branding	34 villages	INR 2,72,000
Total admin cost of EFFORT		INR 26,80,000
<b>Total EFFORT expenditure</b>		<b>INR 2,34,91,750</b>
<b>Plantation</b>		
Saplings	70,000	INR 31,90,000
Transport, pitting, planting and staking		INR 26,50,000
Fertilizers and watering		INR 46,80,000
Fencing, trenching and bunding, safeguarding, agronomy expert		INR 13,47,000
Replacement saplings	7500	INR 3,20,000
Visibility, Community Training		INR 3,00,000
Admin cost of SNIRD		INR 7,41,717
<b>Total SNIRD expenditure</b>		<b>INR 1,32,28,717</b>





**TOGETHER FOR A BETTER TOMORROW**